Swivel Hoist Ring

YDS

Forged ring body have choose special alloy steel forging and High Strength Quenched and tempered after treatment. It has superior mechanical property.

Hexagonal design to ensure perfectly fitted and tighten to the mounting surface with wrench tool. Stamp bolts grade and screw thread type NO.

It can be adjustable as different force direction and force angles. Point to rotate around the axis are 180°. Equal tensile force WLL on different direction and have 4 times safety factor.

Base Support is one-piece design and forged Alloy steel make lifting point have higher strength. After lock it can be 360° rotation. Every thread must be 100% pass 6G GO -NO GO FIXED GAUGES test,can be apply to Precision threaded hole.

Available on demand for WLL range (M8-M48) choose of standard metric thread, metric fine thread, UNC, UNF thread, BSW(British standard Whitwroth thread)and so on. Multiple bolt lengths available to meet specific application requirement for long or through hole.

WARNING

Do not overload use and Install the base of the hoist ring flush to the mounting surface.

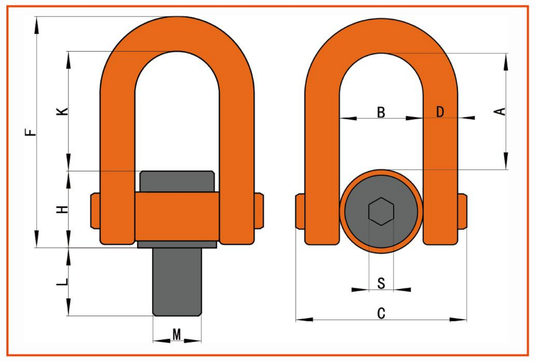

Metric thread

ITEM NO.	WLL/T	Thread M	Dimensions/ mm L	A	B	C	D	F	K	H	S	Nm	Weight Kg
YDS-M8	0.5	M 8×1.25-6g	12	50.5	37	76	14	101.5	49.5	38	8	30	0.8
YDS-M10	0.7	M10×1.5-6g	16	50.5	37	76	14	101.5	49.5	38	8	60	0.8
YDS-M12	1	M12×1.75-6g	18	50.5	37	76	14	101.5	49.5	38	8	100	0.8
YDS-M14	1.5	M14×2.0-6g	21	50.5	37	76	14	101.5	49.5	38	8	120	0.8
YDS-M16	2	M16×2.0-6g	24	50.5	37	76	14	101.5	49.5	38	8	150	0.8
YDS-M18	2.5	M18×2.5-6g	40	73	54	106	20	145	77	48	12	200	1.9
YDS-M20	3	M20×2.5-6g	40	73	54	106	20	145	77	48	12	250	2
YDS-M22	3	M22×2.5-6g	40	73	54	106	20	145	77	48	12	250	2.1
YDS-M24	4.5	M24×3.0-6g	40	73	54	106	20	145	77	48	12	400	2.5
YDS-M27	5	M27×3.0-6g	40	98.5	73	149	30	201.5	103.5	68	17	450	5.5
YDS-M30	7.3	M30×3.5-6g	45	98.5	73	149	30	201.5	103.5	68	17	500	5.5
YDS-M33	8	M33×3.5-6g	50	98.5	73	149	30	201.5	103.5	68	17	800	5.5
YDS-M36	10	M36×4.0-6g	54	98.5	73	149	30	201.5	103.5	68	17	1000	5.5
YDS-M39	10	M39×4.0-6g	58	98.5	73	149	30	201.5	103.5	68	17	1200	6
YDS-M42	12.5	M42×4.5-6g	63	98.5	73	149	30	201.5	103.5	68	17	1500	6
YDS-M45	15	M45×4.5-6g	63	98.5	73	149	30	201.5	103.5	68	17	1800	6
YDS-M48S	16	M48×5.0-6g	63	98.5	73	149	30	201.5	101.5	70	17	2000	6.5
YDS-M48B	20	M48×5.0-6g	68	120	93	182	36	249	125	84	19	2000	11.5
YDS-M52	20	M52×5.0-6g	68	120	93	182	36	249	125	84	19	2000	12
YDS-M56	25	M56×5.5-6g	78	120	93	182	36	249	125	84	19	2100	12
YDS-M60	25	M60×5.5-6g	90	120	93	182	36	253	125	88	19	2200	13
YDS-M64S	32	M64×6.0-6g	90	120	93	182	36	253	125	88	19	2200	13
YDS-M64B	33	M64×6.0-6g	100	185	144	278	58	395	195	136	36	6000	42
YDS-M72X4	35	M72×4.0-6g	110	185	144	278	58	395	195	136	36	7000	43
YDS-M72X6	35	M72×6.0-6g	110	185	144	278	58	395	195	136	36	7000	43
YDS-M80	40	M80×6.0-6g	120	185	144	278	58	395	195	136	36	8000	44.5
YDS-M90	45	M90×6.0-6g	135	185	144	278	58	395	195	136	36	9000	46.5
YDS-M100	50	M100×6.0-6g	150	185	144	278	58	395	195	136	36	10000	49

★ safety factor: 4:1

Available on demand for choose of standard metric thread, metric fine thread, UNC,UNF thread, BSW(British standard Whitworth thread) and so on.

WARNING

Do not overload use and Install the base of the hoist ring flush to the mounting surface.

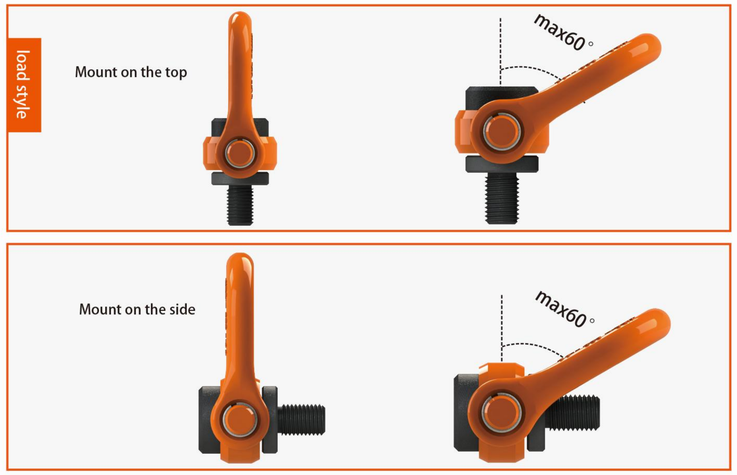

Load style											
Number of pieces		1	2	1	2	2		2	3-4		3-4
Inclination angle		0°	0°	90°	90°	0-45°	45-60°	Asymmetry	0-45°	45-60°	Asymmetry
ITEM NO.	Thread M	WLL / T									
YDS-M8	8	0.5	1	0.5	1	0.7	0.5	0.5	1.1	0.8	0.5
YDS-M10	10	0.7	1.4	0.7	1.4	1	0.7	0.7	1.5	1.1	0.7
YDS-M12	12	1	2	1	2	1.4	1	1	2.1	1.5	1
YDS-M14	14	1.5	3	1.5	3	2.1	1.5	1.5	3.15	2.3	1.5
YDS-M16	16	2	4	2	4	2.8	2	2	4.2	3	2
YDS-M18	18	2.5	5	2.5	5	3.5	2.5	2.5	5.25	3.75	2.5
YDS-M20	20	3	6	3	6	4.2	3	3	6.3	4.5	3
YDS-M22	22	3	6	3	6	4.2	3	3	6.3	4.5	3
YDS-M24	24	4.5	9	4.5	9	6.3	4.5	4.5	9.45	6.8	4.5
YDS-M27	27	4.5	9	4.5	9	6.3	4.5	4.5	9.45	6.8	4.5
YDS-M30	30	7.3	14.6	7.3	14.6	10.2	7.3	7.3	15.3	11	7.3
YDS-M33	33	8	16	8	16	11.2	8	8	16.8	12	8
YDS-M36	36	10	20	10	20	14	10	10	21	15	10
YDS-M39	39	10	20	10	20	14	10	10	21	15	10
YDS-M42	42	12.5	25	12.5	25	17.5	12.5	12.5	26.3	18.8	12.5
YDS-M45	45	15	30	15	30	21	15	15	31.5	22.5	15
YDS-M48S	48	16	32	16	32	22.4	16	16	33.5	24	16
YDS-M48B	48	20	40	20	40	28	20	20	42	30	20
YDS-M52	52	20	40	20	40	28	20	20	42	30	20
YDS-M56	56	25	50	25	50	35	25	25	53	37.5	25
YDS-M60	60	25	50	25	50	35	25	25	52.5	37.5	25
YDS-M64S	64	32	64	32	64	45	32	32	67	48	32
YDS-M64B	64	33	66	33	66	46.2	33	33	69.3	49.5	33
YDS-M72X4	72	35	70	35	70	49	35	35	73.5	52.5	35
YDS-M72X6	72	35	70	35	70	49	35	35	73.5	52.5	35
YDS-M80	80	40	80	40	80	56	40	40	84	60	40
YDS-M90	90	45	90	45	90	63	45	45	94.5	67.5	45
YDS-M100	100	50	100	50	100	70	50	50	105	75	50

WARNING
Do not overload use and Install the base of the hoist ring flush to the mounting surface.

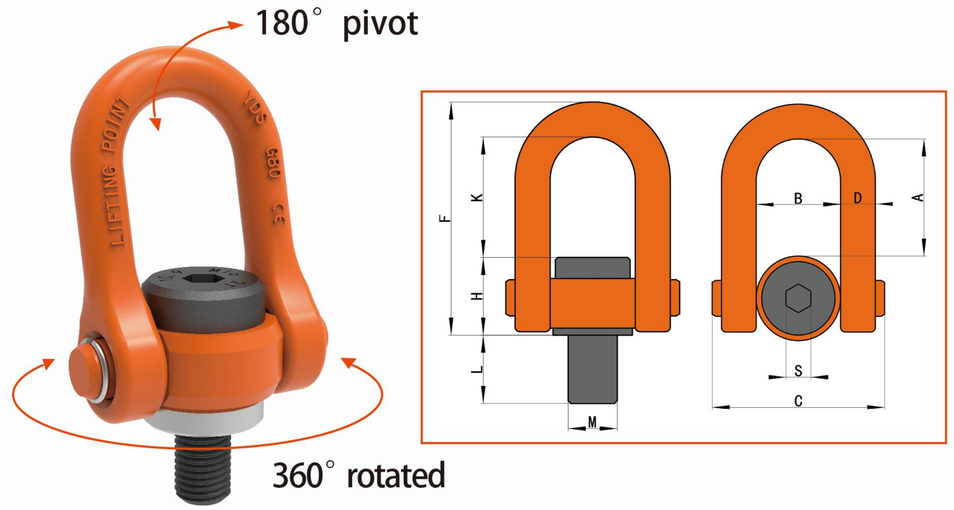

UNC Thread

ITEM NO.	WLL/T	Thread M	Dimensions/ mm L	A	B	C	D	F	K	H	S	Nm	Weight Kg
YDS-5/16	0.5	5/16-18UNC-2A	12	50.5	37	76	14	101.5	49.5	38	8	30	0.8
YDS-3/8	0.7	3/8-16UNC-2A	16	50.5	37	76	14	101.5	49.5	38	8	60	0.8
YDS-7/16	1	7/16-14UNC-2A	18	50.5	37	76	14	101.5	49.5	38	8	100	0.8
YDS-1/2	1.5	1/2-13UNC-2A	21	50.5	37	76	14	101.5	49.5	38	8	120	0.8
YDS-5/8	2	5/8-11UNC-2A	24	50.5	37	76	14	101.5	49.5	38	8	150	0.8
YDS-3/4	3	3/4-10UNC-2A	40	73	54	106	20	145	77	48	12	250	2
YDS-7/8	3	7/8-9UNC-2A	40	73	54	106	20	145	77	48	12	250	2.1
YDS-1	4.5	1-8UNC-2A	40	73	54	106	20	145	77	48	12	400	2.5
YDS-1-1/8	6	1-1/8-7UNC-2A	45	98.5	73	149	30	201.5	103.5	68	17	600	5.5
YDS-1-1/4	8	1-1/4-7UNC-2A	45	98.5	73	149	30	201.5	103.5	68	17	800	5.5
YDS-1-3/8	9	1-3/8-6UNC-2A	54	98.5	73	149	30	201.5	103.5	68	17	900	5.5
YDS-1-1/2	10	1-1/2-6UNC-2A	54	98.5	73	149	30	201.5	103.5	68	17	1000	5.5
YDS-1-3/4	15	1-3/4-5UNC-2A	63	98.5	73	149	30	201.5	103.5	68	17	1800	6
YDS-2	20	2-4.5UNC-2A	68	120	93	182	36	249	125	84	19	2000	12
YDS-2-1/4	25	2-1/4-4.5UNC-2A	78	120	93	182	36	249	125	84	19	2100	12
YDS-2-1/2	32	2-1/2-4UNC-2A	90	120	93	182	36	253	125	88	19	2200	13
YDS-2-3/4	33	2-3/4-4UNC-2A	110	186	144	278	58	395	195	136	36	6000	42.5
YDS-3	35	3-4UNC-2A	120	186	144	278	58	395	195	136	36	7000	43.5
YDS-3-1/4	40	3-1/4-4UNC-2A	120	186	144	278	58	395	195	136	36	8000	44
YDS-3-1/2	42	3-1/2-4UNC-2A	135	186	144	278	58	395	195	136	36	9000	44.5
YDS-3-3/4	45	3-3/4-4UNC-2A	150	186	144	278	58	395	195	136	36	9000	46.5
YDS-4	50	4-4UNC-2A	150	186	144	278	58	395	195	136	36	10000	49

★ safety factor: 4:1

Available on demand for choose of standard metric thread, metric fine thread, UNC,UNF thread, BSW(British standard Whitworth thread) and so on.

WARNING
Do not overload use and Install the base of the hoist ring flush to the mounting surface.



Application

Customize the length of bolt

Load style											
Number of pieces		1	2	1	2	2	2	3-4	3-4		
Inclination angle		0°	0°	90°	90°	0-45°	45-60°	Asymmetry	0-45°	45-60°	Asymmetry
ITEM NO.	Thread TPI	WLL / T									
YDS-5/16	5/16	0.5	1	0.5	1	0.7	0.5	0.5	1.1	0.8	0.5
YDS-3/8	3/8	0.7	1.4	0.7	1.4	1	0.7	0.7	1.5	1.1	0.7
YDS-7/16	7/16	1	2	1	2	1.4	1	1	2.1	1.5	1
YDS-1/2	1/2	1.5	3	1.5	3	2.1	1.5	1.5	3.15	2.3	1.5
YDS-5/8	5/8	2	4	2	4	2.8	2	2	4.2	3	2
YDS-3/4	3/4	3	6	3	6	4.2	3	3	6.3	4.5	3
YDS-7/8	7/8	3	6	3	6	4.2	3	3	6.3	4.5	3
YDS-1	1	4.5	9	4.5	9	6.3	4.5	4.5	9.45	6.8	4.5
YDS-1-1/8	1-1/8	6	12	6	12	8.4	6	6	12.6	9	6
YDS-1-1/4	1-1/4	8	16	8	16	11.2	8	8	16.8	12	8
YDS-1-3/8	1-3/8	9	18	9	18	12.6	9	9	18.9	13.5	9
YDS-1-1/2	1-1/2	10	20	10	20	14	10	10	21	15	10
YDS-1-3/4	1-3/4	15	30	15	30	21	15	15	31.5	22.5	15
YDS-2	2	20	40	20	40	28	20	20	42	30	20
YDS-2-1/4	2-1/4	25	50	25	50	35	25	25	53	37.5	25
YDS-2-1/2	2-1/2	32	64	32	64	45	32	32	67	48	32
YDS-2-3/4	2-3/4	33	66	33	66	46.2	33	33	69.3	49.5	33
YDS-3	3	35	70	35	70	49	35	35	73.5	52.5	35
YDS-3-1/4	3-1/4	40	80	40	80	56	40	40	84	60	40
YDS-3-1/2	3-1/2	42	84	42	84	58.8	42	42	88.2	63	42
YDS-3-3/4	3-3/4	45	90	45	90	63	45	45	94.5	67.5	45
YDS-4	4	50	100	50	100	70	50	50	105	75	50

WARNING

Do not overload use and Install the base of the hoist ring flush to the mounting surface.

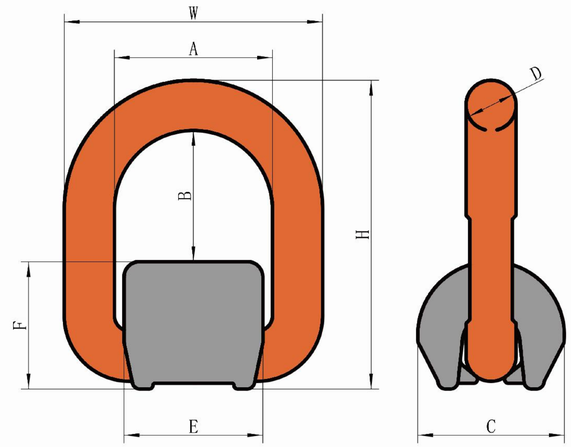

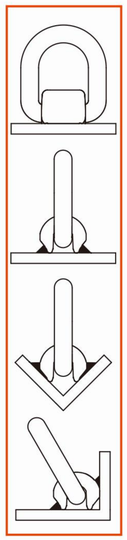

G80 Welded D Ring

ITEM NO.	WLL/T	Dimensions/ mm A	B	C	D	E	F	H	W	Weight Kg
YD085-01	1.12T	41	35	38	13	36	33	81	67	0.4
YD085-02	2T	42	41.5	40	14	38	35.5	91	70	0.47
YD085-03	3.15T	45	41.5	43	17.5	43	39	98	80	0.69
YD085-05	5.3T	54	48	60	22	50	49	119	98	1.46
YD085-08	8T	70	60	69	27	66	58	145	124	2.5
YD085-10	10T	84	81	75	28	76	62	171	140	3.2
YD085-15	15T	95	86	87	34	88	69	189	163	5.79
YD085-20	20T	147	146.5	125	46	124	88	280.5	239	15.5

★ safety factor: 4:1

Safety Information

Load style										
Number of pieces		1	2	1	2	2		2	3–4		3-4
Inclination angle		0°	0°	90°	90°	0–45°	45–60°	Asymmetry	0–45°	45–60°	Asymmetry
ITEM NO.	SIZE	WLL / T									
YD085-01	1.12T	1.12	2.24	1.12	2.24	1.6	1.12	1.12	2.3	1.68	1.12
YD085-02	2T	2	4	2	4	2.8	2	2	4.2	3	2
YD085-03	3.15T	3.15	6.3	3.15	6.3	4.4	3.15	3.15	6.6	4.7	3.15
YD085-05	5.3T	5.3	10.6	5.3	10.6	7.4	5.3	5.3	11.2	7.8	5.3
YD085-08	8T	8	16	8	16	11.2	8	8	16.8	12	8
YD085-10	10T	10	20	10	20	14	10	10	21	15	10
YD085-15	15T	15	30	15	30	21	15	15	31.5	22.5	15
YD085-20	20T	20	40	20	40	28	20	20	42	30	20

WARNING

Do not overload use and Install the base of the hoist ring flush to the mounting surface.